

#### NOTES:

1. A MANUAL LOAD BREAK AC DISCONNECT SWITCH PROVIDING A LOCKABLE VISIBLE BREAK SEPARATION BETWEEN THE UTILITY POWER AND THE AC POWER OUTPUT OF THE RENEWABLE GENERATION SYSTEM (RGS) SHALL BE PROVIDED. A CIRCUIT BREAKER OR MOLDED CASE SWITCH DOES NOT PROVIDE AN ACCEPTABLE VISIBLE BREAK AND IS NOT ACCEPTABLE. THE UTILITY AC DISCONNECT SWITCH SHALL BE MOUNTED ADJACENT TO THE UTILITY METER ENCLOSURE WITHIN A 5'-0" MAXIMUM DISTANCE, WITHIN LINE OF SIGHT, AND SHALL BE ACCESSIBLE AT ALL TIMES TO SECO ENERGY.
2. THE FRONT COVER OF THE UTILITY AC DISCONNECT SWITCH SHALL CONTAIN A PLACARD IDENTIFYING THE ON-SITE POWER GENERATION SOURCE. SEE DETAIL "A".
3. THE PERMANENT AND DURABLE PLACARD SHALL BE NON-FERROUS METAL OR POLY-PLASTIC PLATES, UV RESISTANT, EPOXY GLUED OR RIVETED TO THE FRONT COVER OF THE DISCONNECT SWITCH WITH ENGRAVED OR STAMPED LETTERING A MINIMUM OF 1/4" HIGH, WHITE LETTERS ON A RED BACKGROUND. THE USE OF PEEL-AND-STICK LABELS, PAINT, OR MARKING PENS TO LABEL THE PLATES IS NOT ACCEPTABLE.
4. MEMBERS CONSIDERING INTERCONNECTION WITH NET METERING TO AN RGS INSTALLED AT THEIR SITE MUST COMPLETE THE APPLICATION, THE INTERCONNECTION AGREEMENT AND THE INTERCONNECTION CHECKLIST ON SECO ENERGY'S SOLAR DASHBOARD WHICH CAN BE FOUND AT [WWW.SECOENERGY.COM](http://WWW.SECOENERGY.COM).
5. ANY CONNECTIONS INSIDE THE METER ENCLOSURE IN ANY CONFIGURATION IS NOT ACCEPTABLE, NOR SHOULD IT BE USED AS A RACEWAY FOR OTHER CONDUCTORS. THE FRONT COVER OF THE ENCLOSURE SHALL HAVE A PERMANENT PLACARD INDICATING DUAL POWER SOURCE. SEE DETAIL "B". ALSO REFER TO NUMBER "3" FOR PLACARD REQUIREMENTS.



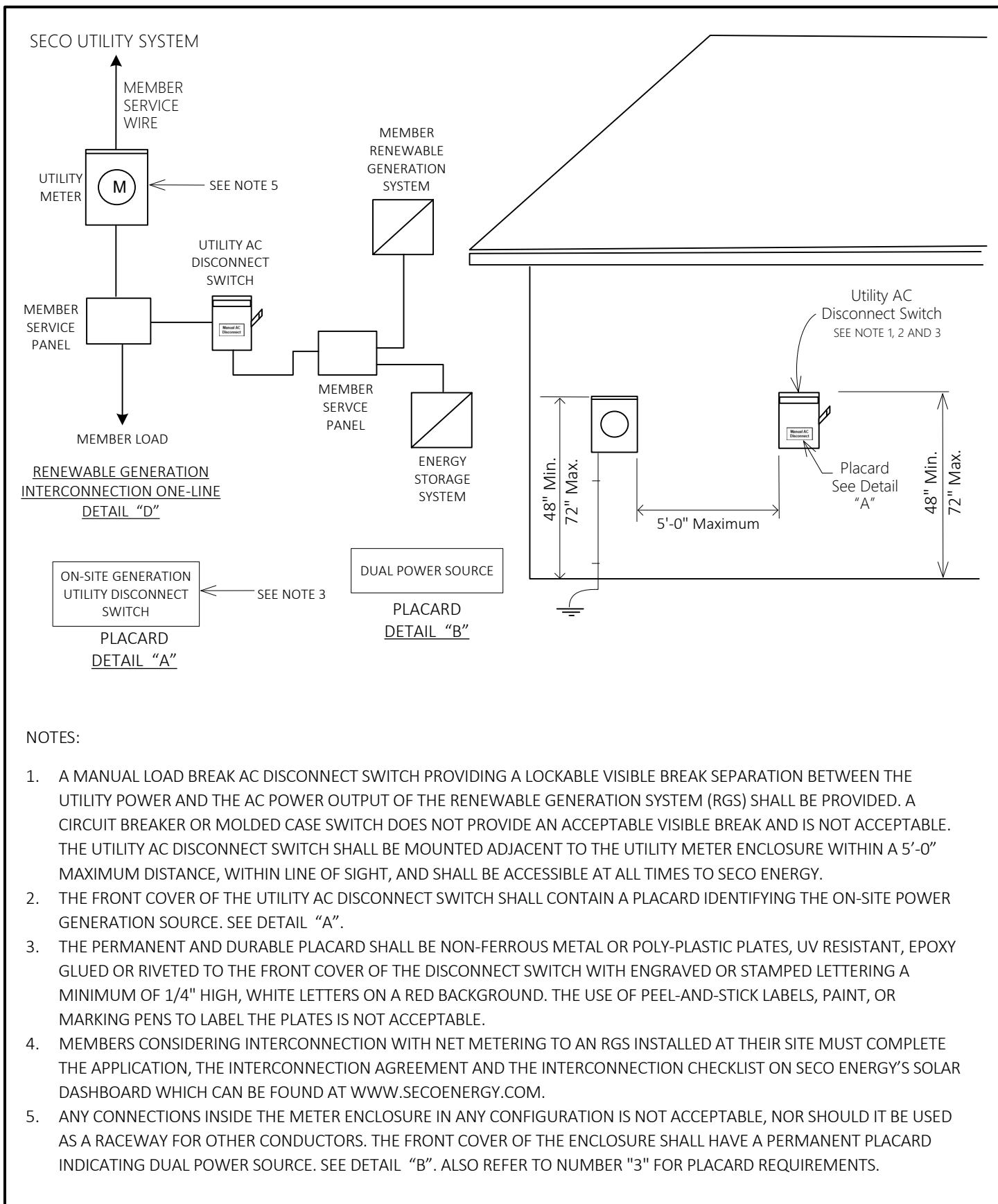
## RENEWABLE GENERATION SYSTEM UTILITY AC DISCONNECT REQUIREMENTS

REVISED:  
JERRY JEAN-LOUIS

DATE:  
8-01-2023

PAGE 1 OF 4

STANDARD ELECTRICAL  
SERVICE REQUIREMENTS



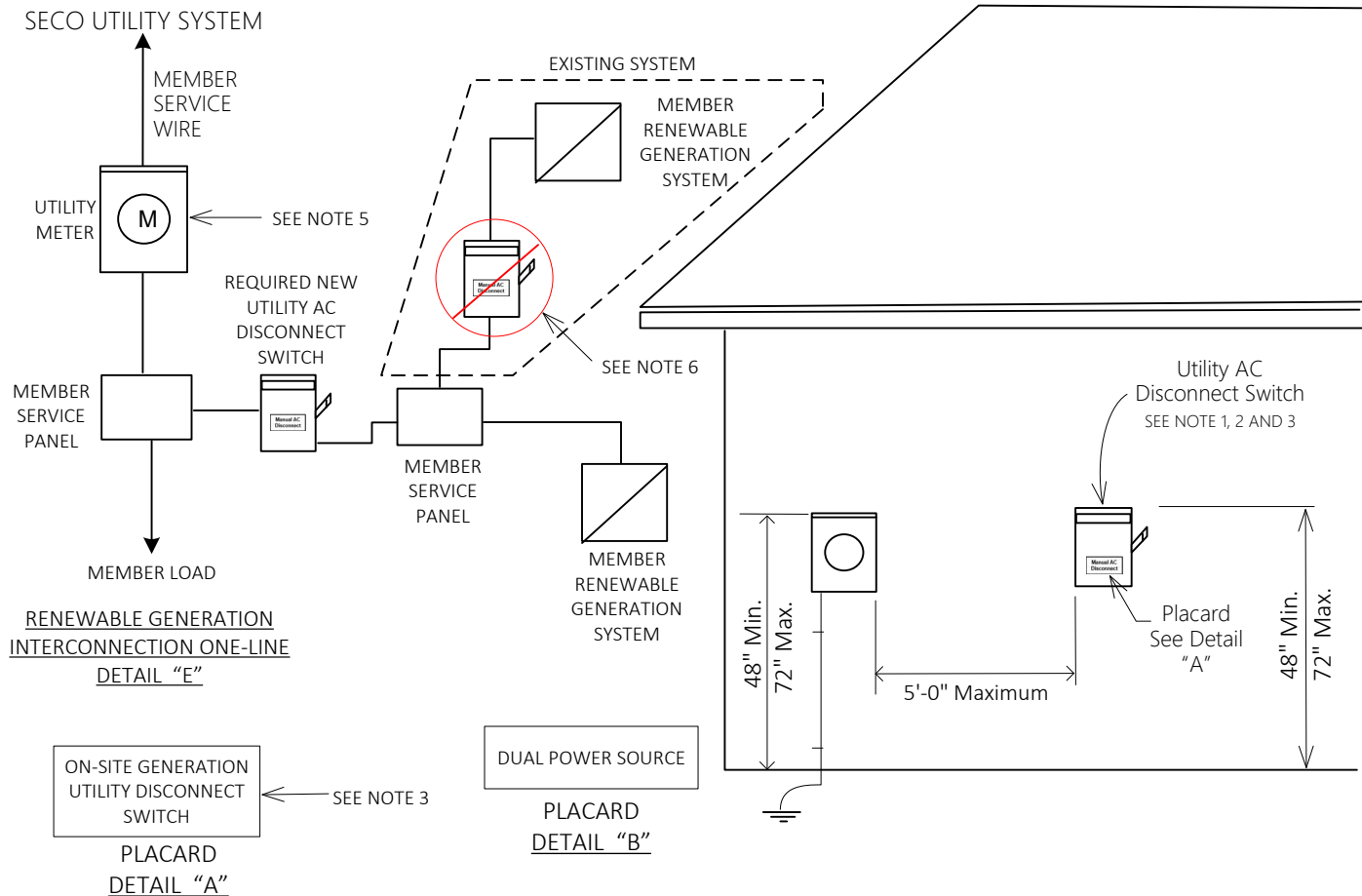
## ENERGY STORAGE SYSTEM WITH RENEWABLE GENERATION SYSTEM UTILITY AC DISCONNECT REQUIREMENTS

REVISED:  
JERRY JEAN-LOUIS

DATE:  
8-01-2023

PAGE 2 OF 4

STANDARD ELECTRICAL  
SERVICE REQUIREMENTS



#### NOTES:

1. A MANUAL LOAD BREAK AC DISCONNECT SWITCH PROVIDING A LOCKABLE VISIBLE BREAK SEPARATION BETWEEN THE UTILITY POWER AND THE AC POWER OUTPUT OF THE RENEWABLE GENERATION SYSTEM (RGS) SHALL BE PROVIDED. A CIRCUIT BREAKER OR MOLDED CASE SWITCH DOES NOT PROVIDE AN ACCEPTABLE VISIBLE BREAK AND IS NOT ACCEPTABLE. THE UTILITY AC DISCONNECT SWITCH SHALL BE MOUNTED ADJACENT TO THE UTILITY METER ENCLOSURE WITHIN A 5'-0" MAXIMUM DISTANCE, WITHIN LINE OF SIGHT, AND SHALL BE ACCESSIBLE AT ALL TIMES TO SECO ENERGY.
2. THE FRONT COVER OF THE UTILITY AC DISCONNECT SWITCH SHALL CONTAIN A PLACARD IDENTIFYING THE ON-SITE POWER GENERATION SOURCE. SEE DETAIL "A".
3. THE PERMANENT AND DURABLE PLACARD SHALL BE NON-FERROUS METAL OR POLY-PLASTIC PLATES, UV RESISTANT, EPOXY GLUED OR RIVETED TO THE FRONT COVER OF THE DISCONNECT SWITCH WITH ENGRAVED OR STAMPED LETTERING A MINIMUM OF 1/4" HIGH, WHITE LETTERS ON A RED BACKGROUND. THE USE OF PEEL-AND-STICK LABELS, PAINT, OR MARKING PENS TO LABEL THE PLATES IS NOT ACCEPTABLE.
4. MEMBERS CONSIDERING INTERCONNECTION WITH NET METERING TO AN RGS INSTALLED AT THEIR SITE MUST COMPLETE THE APPLICATION, THE INTERCONNECTION AGREEMENT AND THE INTERCONNECTION CHECKLIST ON SECO ENERGY'S SOLAR DASHBOARD WHICH CAN BE FOUND AT [WWW.SECOENERGY.COM](http://WWW.SECOENERGY.COM).
5. ANY CONNECTIONS INSIDE THE METER ENCLOSURE IN ANY CONFIGURATION IS NOT ACCEPTABLE, NOR SHOULD IT BE USED AS A RACEWAY FOR OTHER CONDUCTORS. THE FRONT COVER OF THE ENCLOSURE SHALL HAVE A PERMANENT PLACARD INDICATING DUAL POWER SOURCE. SEE DETAIL "B". ALSO REFER TO NUMBER "3" FOR PLACARD REQUIREMENTS.
6. SECO REQUIRES A SINGLE MANUAL AC DISCONNECT TO ISOLATE THE ENTIRE RENEWABLE GENERATION SYSTEM. THE EXISTING MANUAL AC DISCONNECT SHALL BE REMOVED AND A NEW UTILITY AC DISCONNECT MUST BE INSTALLED AS DEPICTED IN DETAIL "E".



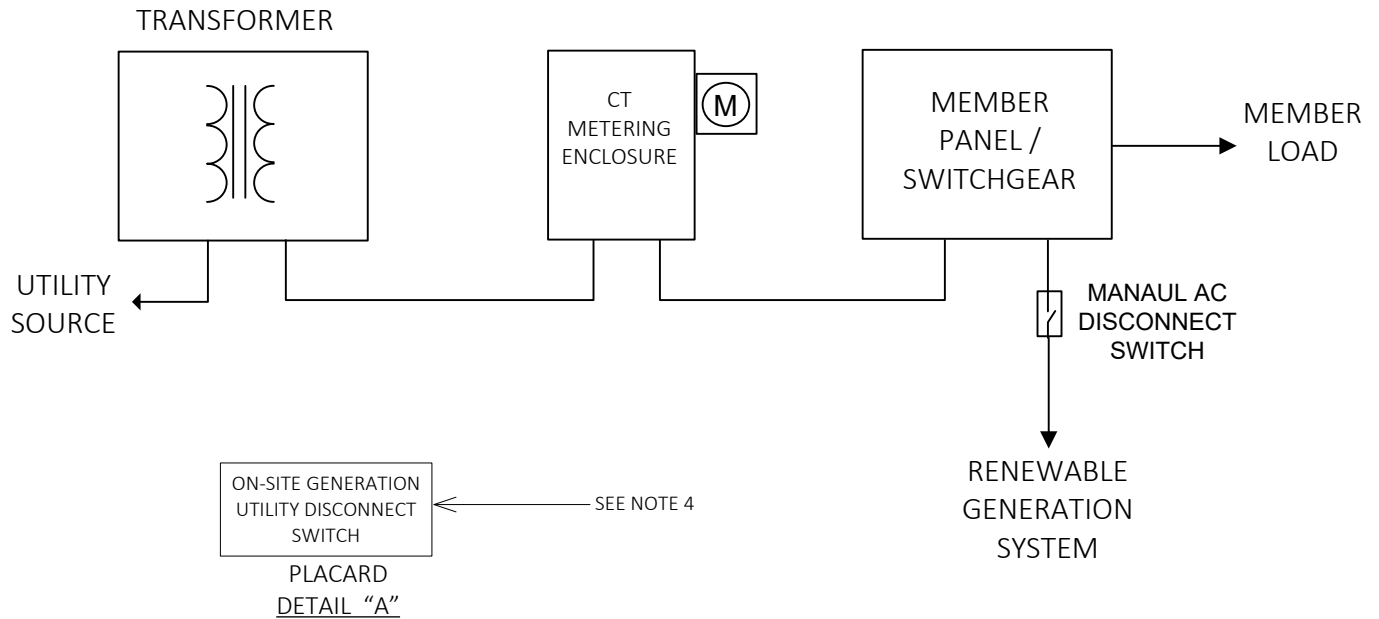
## NEW RENEWABLE GENERATION SYSTEM RETROFITTING TO EXISTING RENEWABLE GENERATION SYSTEM UTILITY AC DISCONNECT REQUIREMENTS

REVISED:  
JERRY JEAN-LOUIS

DATE:  
8-01-2023

PAGE 3 OF 4

STANDARD ELECTRICAL  
SERVICE REQUIREMENTS



NOTES:

1. THE RENEWABLE GENERATION SYSTEM (RGS) MUST BE PROTECTED BY A BREAKER OR FUSIBLE DISCONNECT - PER NEC 705.30 – 705.31.
2. A MANUAL LOAD BREAK AC DISCONNECT SWITCH PROVIDING A LOCKABLE VISIBLE BREAK SEPARATION BETWEEN THE UTILITY POWER AND THE AC POWER OUTPUT OF THE RGS SHALL BE PROVIDED. A CIRCUIT BEAKER OR MOLDED CASE SWITCH DOES NOT PROVIDE AN ACCEPTABLE VISIBLE BREAK AND IS NOT ACCEPTABLE. THE UTILITY AC DISCONNECT SWITCH SHALL BE ACCESSIBLE AT ALL TIMES TO SECO ENERGY.
3. THE FRONT COVER OF THE UTILITY AC DISCONNECT SWITCH SHALL CONTAIN A PLACARD IDENTIFYING THE ON-SITE POWER GENERATION SOURCE. SEE DETAIL "A".
4. THE PERMANENT AND DURABLE PLACARD SHALL BE NON-FERROUS METAL OR POLY-PLASTIC PLATES, UV RESISTANT, EPOXY GLUED OR RIVETED TO THE FRONT COVER OF THE DISCONNECT SWITCH WITH ENGRAVED OR STAMPED LETTERING A MINIMUM OF 1/4" HIGH, WHITE LETTERS ON A RED BACKGROUND. THE USE OF PEEL-AND-STICK LABELS, PAINT, OR MARKING PENS TO LABEL THE PLATES IS NOT ACCEPTABLE.
5. THE RGS SHALL BE CERTIFIED AS UL 1741 AND IEEE 1547 COMPLIANT.
6. THE RGS POINT OF INTERCONNECTION CANNOT BE AT ANY SECO ENERGY EQUIPMENT INCLUDING: METERING ENCLOSURES, CT METERING CABINETS, SWITCHING CABINETS, TRANSFORMERS, AND TRANSFORMER SECONDARY CABINETS. THE POINT OF INTERCONNECTION MUST BE MADE WITHIN CUSTOMER WIRING AND EQUIPMENT.
7. SECO ENERGY EQUIPMENT SHALL NOT BE USED AS A RACEWAY FOR OTHER CONDUCTORS.
8. THE RGS MUST BE IN COMPLIANCE WITH NEC ARTICLE 690 AND MEET THE REQUIREMENTS OF THE AUTHORITY HAVING JURISDICTION.
9. MEMBERS CONSIDERING INTERCONNECTION WITH NET METERING TO AN RGS INSTALLED AT THEIR SITE MUST COMPLETE THE APPLICATION, THE INTERCONNECTION AGREEMENT AND THE INTERCONNECTION CHECKLIST ON SECO ENERGY'S SOLAR DASHBOARD WHICH CAN BE FOUND AT [WWW.SECOENERGY.COM](http://WWW.SECOENERGY.COM).



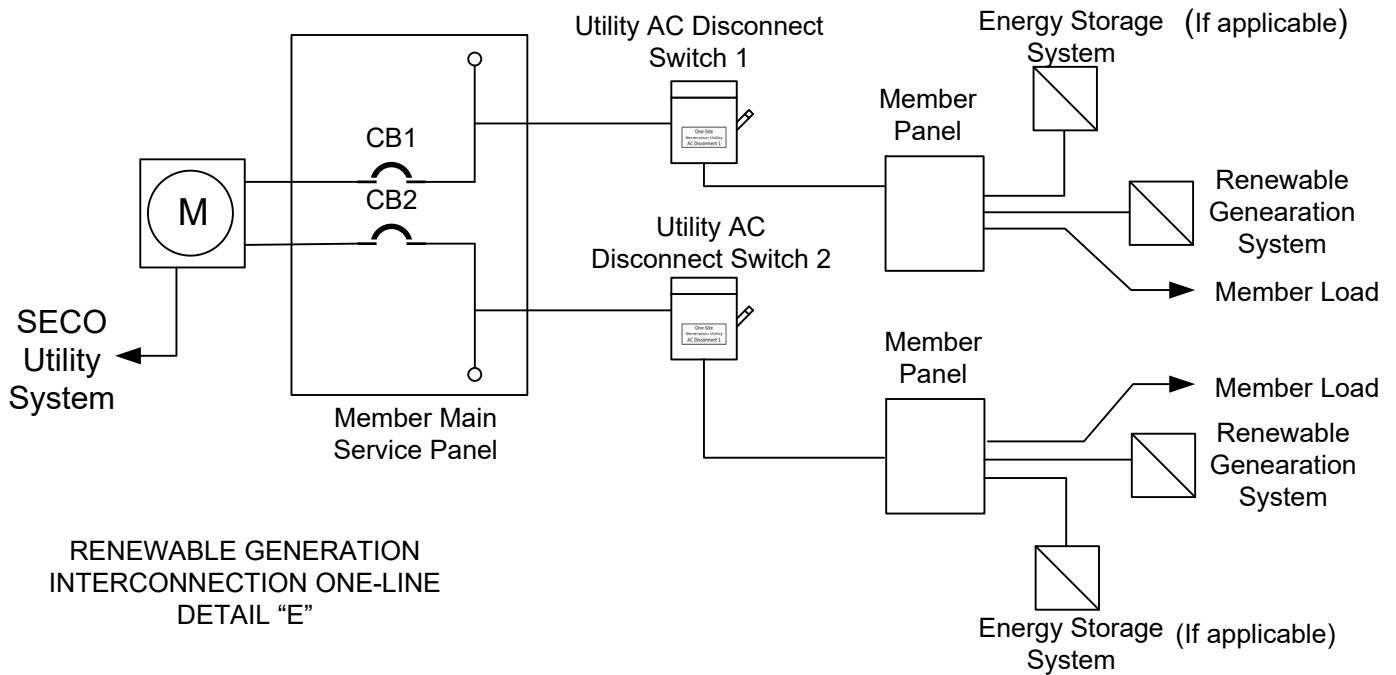
RENEWABLE GENERATION SYSTEM THREE-PHASE (IT-RATED SERVICES) COMMERCIAL / INDUSTRIAL REQUIREMENTS

REVISED:  
JERRY JEAN-LOUIS

DATE:  
8-01-2023

PAGE 4 OF 4

STANDARD ELECTRICAL  
SERVICE REQUIREMENTS



**NOTES:**

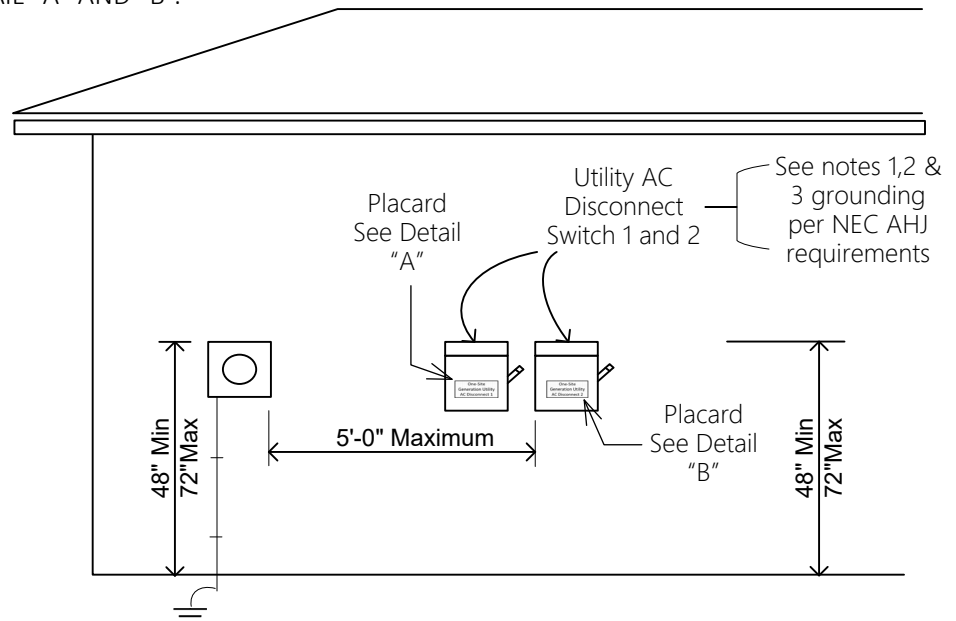
1. A MANUAL LOAD BREAK AC DISCONNECT SWITCH PROVIDING A LOCKABLE VISIBLE BREAK SEPARATION BETWEEN THE UTILITY POWER AND THE AC POWER OUTPUT OF THE RENEWABLE GENERATION SYSTEM (RGS) SHALL BE PROVIDED FOR EACH SIDE OF THE 400 AMP SPLIT SERVICE AS DEPICTED IN DETAIL "E". A CIRCUIT BREAKER OR MOLDED CASE SWITCH DOES NOT PROVIDE AN ACCEPTABLE VISIBLE BREAK AND IS NOT ACCEPTABLE. BOTH UTILITY AC DISCONNECT SWITCHES SHALL BE MOUNTED ADJACENT TO EACH OTHER AND TO THE UTILITY METER ENCLOSURE WITHIN A 5'-0" MAXIMUM DISTANCE, WITHIN LINE OF SIGHT, AND SHALL MEET THE ACCESSIBILITY REQUIREMENTS SPECIFIED IN THE INTERCONNECTION AGREEMENT FOR MEMBER-OWNED RENEWABLE GENERATION SYSTEMS. EACH AC DISCONNECT MUST ISOLATE BOTH THE RGS AND THE ENERGY STORAGE SYSTEMS IF APPLICABLE.
2. THE FRONT COVER OF THE UTILITY AC DISCONNECT SWITCHES SHALL CONTAIN A PLACARD IDENTIFYING THE ON-SITE POWER GENERATION SOURCE. SEE DETAIL "A" AND "B".

ON-SITE GENERATION  
UTILITY AC  
DISCONNECT 1

PLACARD  
DETAIL "A"

ON-SITE GENERATION  
UTILITY AC  
DISCONNECT 2

PLACARD  
DETAIL "B"



## 400 AMP SPLIT BREAKER SERVICES WITH RENEWABLE GENERATION SYSTEMS UTILITY AC DISCONNECT REQUIREMENTS

**REVISED:**  
Jerry Jean-Louis

**DATE:**  
2/26/2025

**PAGE 1 OF 2**

**STANDARD ELECTRICAL  
SERVICE REQUIREMENTS**

NOTES:

- 3. THE PERMANENT AND DURABLE PLACARD SHALL BE NON-FERROUS METAL OR POLY-PLASTIC PLATES, UV RESISTANT, EPOXY GLUED OR RIVETED TO THE FRONT COVER OF THE DISCONNECT SWITCH WITH ENGRAVED OR STAMPED LETTERING A MINIMUM OF 1/4" HIGH, WHITE LETTERS ON A RED BACKGROUND. THE USE OF PEEL-AND-STICK LABELS, PAINT, OR MARKING PENS TO LABEL THE PLATES IS NOT ACCEPTABLE.
- 4. MEMBERS CONSIDERING INTERCONNECTION WITH NET METERING TO AN RGS INSTALLED AT THEIR SITE MUST COMPLETE THE APPLICATION, THE INTERCONNECTION AGREEMENT AND THE INTERCONNECTION CHECKLIST ON SECO’S SOLAR DASHBOARD THAT CAN BE FOUND AT [WWW.SECOENERGY.COM](http://WWW.SECOENERGY.COM).
- 5. ANY CONNECTIONS INSIDE THE METER ENCLOSURE IN ANY CONFIGURATION IS NOT ACCEPTABLE, NOR SHOULD IT BE USED AS A RACEWAY FOR OTHER CONDUCTORS. THE FRONT COVER OF THE ENCLOSURE SHALL HAVE TWO PERMANENT PLACARDS: ONE INDICATING DUAL POWER SOURCE (SEE DETAIL “C”) AND THE OTHER PROVIDING INSTRUCTIONS ON HOW TO ISOLATE THE RGS FROM THE UTILITY GRID (SEE DETAIL “D”). ALSO REFER TO NOTE 3 FOR PLACARD REQUIREMENTS.
- 6. THIS STANDARD ONLY APPLIES TO MAIN PANEL SPLIT BREAKER SERVICES.

ON-SITE GENERATION UTILITY AC  
DISCONNECT 1 AND 2 MUST BE OPENED  
TO ISOLATE THE SOLAR SYSTEMS

PLACARD  
DETAIL “D”

DUAL POWER SOURCE

PLACARD  
DETAIL “C”



400 AMP SPLIT BREAKER SERVICES WITH RENEWABLE GENERATION  
SYSTEMS UTILITY AC DISCONNECT REQUIREMENTS

REVISED:  
Jerry Jean-Louis

DATE:  
2/26/2025

PAGE 2 OF 2

STANDARD ELECTRICAL  
SERVICE REQUIREMENTS

# INTERCONNECTION CHECKLIST FOR CUSTOMER-OWNED RENEWABLE GENERATION SYSTEMS (RGS)

Customer Name: \_\_\_\_\_

Account Number: \_\_\_\_\_

## Documents required

- ☐ Completed Application for Interconnection of Customer-owned RGS; including copy of approved County, State or City electric permit.
- ☐ Completed Interconnection Agreement for Customer-Owned Renewable Generation Systems (1-1,000kW) (Sign electronically using DocuSign).
- ☐ For systems greater than 10kW (AC). Provide the Declarations Page(s) as proof of liability insurance in accordance with Interconnection Agreement for Customer- Owned RGS page 3, Article 8 (*not applicable if 10kW or less*) Due Annually.
- ☐ Submit (1) electronic PDF copy of the Engineered one-line diagram. The diagram should include the number of panels and wattage, inverter type, one AC disconnect switch (that isolates the entire system including batteries) within 5 feet of the meter and location of interconnection point (line taps or breaker). **Hand drawn one-line diagrams or photographs will not be accepted.**
- ☐ Electronic pictures: (1) meter with dual power placard applied, (1) meter with the AC disconnect within 5 feet of the meter with required placard applied, (1) ac inverter or PDF spec sheet for micro-inverters, (1) generation source (installed solar panels, wind turbine, or batteries) (1) interconnection point and breaker size. *Refer to SECO Energy's Standards document.*

## System Operation

- ☐ The member is responsible for the entire energy consumption, including situations where metering configurations are incorrectly installed. *The Cooperative must install an AMI bi-directional meter to properly measure the net usage of the member. Operation of the generation system prior to receiving PTO (Permission to Operate), may result in increased usage registered by the meter.*
- ☐ The Cooperative can disconnect the member generation at any time. This may result from but is not limited to one of the following occurrences:
  1. Emergency situation or Cooperative required system maintenance.
  2. Hazardous conditions existing on the utility system due to the operation of the

# INTERCONNECTION CHECKLIST FOR CUSTOMER-OWNED RENEWABLE GENERATION SYSTEMS (RGS)



member's generation system.

3. Adverse electrical effects, *such as power quality problems*, on the electrical equipment of the Cooperative's other members as determined by the Cooperative.
4. Failure by the member to adhere to the terms of the Interconnection Agreement, *such as failure to maintain the required insurance coverage or lack of county/municipal code approval*.
5. Failure by the member to pay sums due to the Cooperative for electric service or any other reason.

## Installation Guidelines

- ☐ Members must install (1) lockable lever handle type alternating current load break disconnect to provide a separation point between the AC power output of the member-owned generation and the Cooperative's utility system; *clearly labeled, within five feet of the meter can, mounted separately from meter socket and inverter. **This includes battery sources and must be accessible to the utility at all times.***
- ☐ The meter can must be labeled as 'Dual Power Supply' or equivalent with a permanent riveted placard. The permanent and durable placard shall be non-ferrous metal or poly-plastic plates, UV resistant, epoxy glued or riveted to the front cover of the disconnect switch. It must have engraved or stamped lettering a minimum of 1/4" high, white letters on a red background. The use of peel and stick labels, paint, or marking pens to label the plates are not acceptable.
- ☐ The front cover of the utility AC disconnect switch shall contain a permanent riveted placard identifying the on-site power generation source. The permanent and durable placard shall be non-ferrous metal or poly-plastic plates, UV resistant, epoxy glued or riveted to the front cover of the disconnect switch. It must have engraved or stamped lettering a minimum of 1/4" high with white letters on a red background. The use of peel and stick labels, paint, or marking pens to label the plates are not acceptable.
- ☐ No line tap connections will be allowed inside the meter enclosure nor should it be used as a raceway for other conductors.
- ☐ Please Keep Safety First. Call SECO Energy's Solar department at 352-569-9955 for an appointment to disconnect the service and remove the seal/meter. An electrical permit with a passed electrical inspection is required for SECO to reconnect service.

# INTERCONNECTION CHECKLIST FOR CUSTOMER-OWNED RENEWABLE GENERATION SYSTEMS (RGS)



- ☐ Remember the breaking of meter seals on a member's premises, by anyone other than a Cooperative representative, will require an additional county/city electrical inspection and/or fines assessed by SECO.
  1. *Florida Statute 812.14 states, "It is unlawful to willfully alter, tamper with, injure, or knowingly suffer to be injured any meter, meter seal, pipe conduit, wire, line, cable, transformer...or to alter the index or break the seal of any meter..."*
  2. *SECO Board Policy 207.4 Conditions of Service Section M states, "Each Member will be responsible for any tampering with, interfering with, or breaking of seals of meters, or other equipment of Cooperative installed on the member's premises."*
- ☐ Operating the solar array before SECO issues the permission to operate (PTO), is prohibited. If the system is operational without PTO, service disconnection and/or adjustment to the electric account is possible.

By signing this checklist both the Member and the Member's electric/solar contractor agree to adhere to Cooperative's interconnection requirements.

Electrical Contractor: \_\_\_\_\_

Date: \_\_\_\_\_

Member: \_\_\_\_\_

Date: \_\_\_\_\_